

UNDERFLOOR HEATING



Warmtech custom-laid heating elements allow full coverage of the floor making it warm, attractive and practical all year round – you can even control and set Warmtech heating systems remotely using your smartphone*..

Undertile & Inscreed heating

warmtech
heating systems



MTC-1991

DUALTOUCHWHITE

DUALTOUCHBLACK

TSP-WT01

TSP-WT02 WIFI

- Suitable for use under most types of flooring
- Economical running costs
- Exclusive range of thermostats including the Wi-Fi controllable TSP-WT02 WIFI

Undertile heating

COMFORT, COMFORT, COMFORT... Undertile heating has several hidden benefits. There is no ugly hardware in sight and the look, feel and atmosphere of the whole room is enhanced. No more dampness, heat pumps, draughts and condensation.

EFFICIENT Undertile heating warms the floor surface – where you require it. Combining correct control with the correct installation gives you a cost-effective heating system, with no more cold spots or chilly drafts.

PRACTICAL Undertile heating is easily installed in both new and existing homes, whether it be a single bathroom or a total floor area. Installation is usually done just before tiling, causing minimum disruption to your building or renovating schedule.

PEACE OF MIND SAFETY With all features completely hidden, there's no threat to prying little fingers! Our heating elements and controls are approved and certified to Australian and international standards.

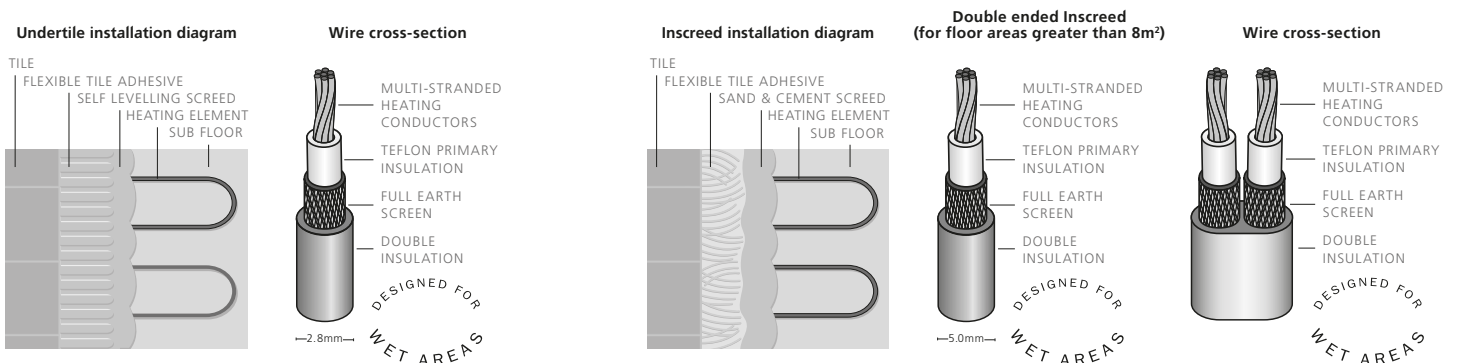
SIMPLE OPERATION No maintenance or annual checks. Simply turn on and enjoy.

GUARANTEED Our undertile heating system comes with a 10 year guarantee on both elements and installation when installed by Warmtech experienced technicians, plus a 1 year warranty on all controllers when installed by a licensed electrician.

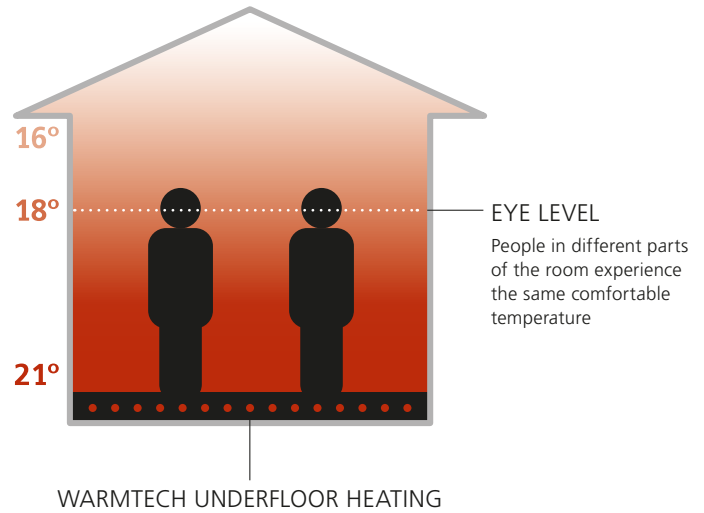
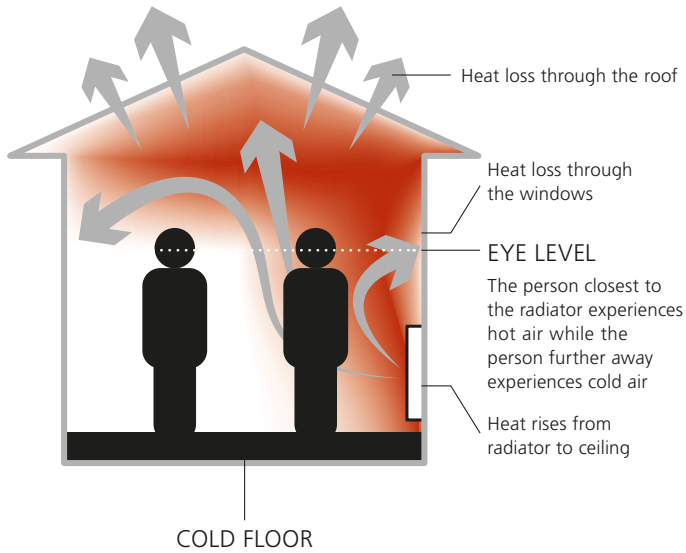
Inscreed heating

This is an efficient form of underfloor heating which enables you to use almost any type of floor covering available eg granite, marble, slate or tile. The inscreed heating cable is suitable for installation under concrete screeds and can also be used internally beneath thick stone floors.

Inscreed heating is a low cost solution and our heaters are designed to be used where regular constant heat is required. The heaters consist of a fixed length of heating wire terminated at one end by a sealed joint and the other end by a 2.4m power supply cable (cold tail). The cores and earth braid are spliced in a waterproof joint assembly to the supply conductors and the earth conductor of the cold tail.



Heating efficiency & running costs – CENTRAL HEATING VS UNDERFLOOR HEATING



COSTS OF RUNNING ELECTRIC FLOOR HEATING



Bathroom	Wattage	Coverage area	Cost per day @ 6hrs a day	Cost per month
Small	300 - 400 watts	1.0sqm to 3.0sqm	47¢ - 62¢	\$15.00 - 19.00
Medium	500 - 650 watts	3.0sqm to 5.0sqm	78¢ - \$1.00	\$24.00 - 32.00
Large	800 - 1250 watts	5.0sqm to 9.0sqm	\$1.25 - 1.95	\$39.00 - 60.50



Kitchen	Wattage	Coverage area	Cost per day @ 6hrs a day	Cost per month
Small	800 - 1000 watts	5.0sqm to 7.5sqm	\$1.25 - 1.56	\$39.00 - 49.00
Medium	1000 - 1250 watts	6.0sqm to 9.0sqm	\$1.56 - 1.95	\$49.00 - 60.50
Large	1500 - 1800 watts	9.0sqm to 13.5sqm	\$2.34 - 2.81	\$73.00 - 87.00



Lounge	Wattage	Coverage area	Cost per day @ 6hrs a day	Cost per month
Small	1500 - 1800 watts	9.0sqm to 13.5sqm	\$2.34 - 2.81	\$73.00 - 87.00
Medium	2000 - 2500 watts	13.5sqm to 20.0sqm	\$3.12 - 3.90	\$97.00 - 121.00
Large	2500 - 3000 watts	16.0sqm to 24.0sqm	\$3.90 - 4.68	\$121.00 - 145.00

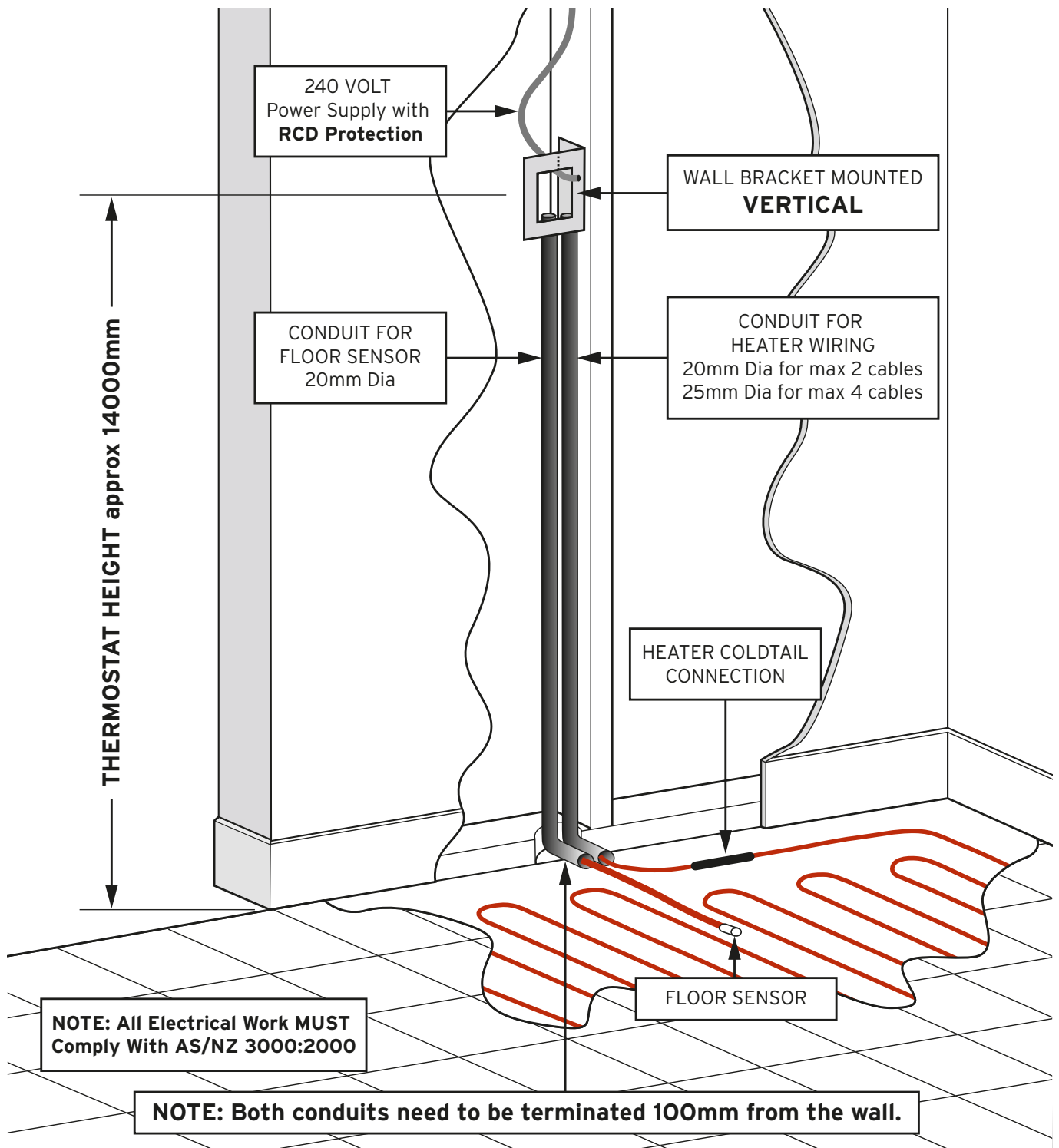
PLEASE NOTE. This is intended as a guide only and is dependent on Ausgrid Energy prices. The above calculation is based @ 26¢/kwatt/hr. We have assumed that the heating is 'ON' for 6 hours a day (3 hours in the morning and 3 hours at night). Cost per month has been calculated @ 31 days per month. Every 1°C reduction in the temperature setting of your thermostat will result in a 5%-8% reduction in power usage and cost over 24 hours. The calculation of running costs can only be approximate. The actual cost will depend on a number of considerations – user preferences, temperature and switch-on time setpoints, cost of energy etc.

INSCREED / UNDERTILE AMP & COVERAGE GUIDE

Kit Type	Code	Coverage	Wattage	AMPS
Undertile	UT200	0.5m ² -1.0m ²	200	1
	UT300	1.0m ² -2.2m ²	300	2
	UT400	2.3m ² -3.0m ²	400	2
	UT500	3.0m ² -4.0m ²	500	2
	UT650	4.0m ² -5.0m ²	650	3
	UT800	5.0m ² -6.0m ²	800	4
	UT1000	6.0m ² -7.5m ²	1000	5
	UT1250	7.5m ² -9.0m ²	1250	6
	UT1500	9.0m ² -11.0m ²	1500	7
	UT2000	13.5m ² -16.0m ²	2000	9
	UT2500	16.0m ² -20.0m ²	2500	11
	UT3000	20.0m ² -24.0m ²	3000	13

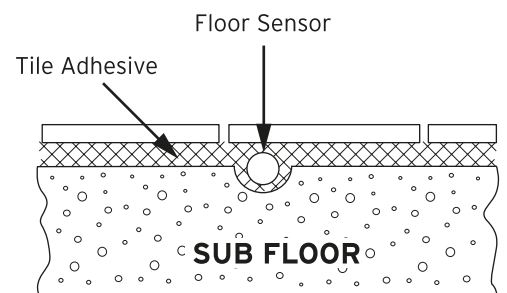
Kit Type	Code	Coverage	Wattage	AMPS
Inscreed	SEW200	1.0m ² -1.5m ²	200	1
	SEW300	1.5m ² -2.0m ²	300	2
	SEW400	2.0m ² -2.5m ²	400	2
	SEW500	2.6m ² -3.0m ²	500	2
	SEW650	3.1m ² -4.0m ²	650	3
	SEW800	4.1m ² -5.0m ²	800	4
	SEW1000	5.1m ² -6.0m ²	1000	5
	SEW1250	6.0m ² -7.5m ²	1250	5
Double Ended Inscreed	CT1628	7.5m ² -9.0m ²	1250	7
	CT2100	9.0m ² -12.0m ²	1500	9
	CT2503	12.0m ² -15.0m ²	2000	11
	CT3185	15.1m ² -18.5m ²	2500	14
	CT4008	18.5m ² -24.0m ²	3000	17

Pre-wiring of electrical installation wall mounted thermostat



IN 'ULTRA THIN' HEATING APPLICATIONS the floor will need to be chased to allow the sensor tube and cold tails to be recessed into the floor. Once in place you need to glue it down.

BEFORE WATER PROOFING chase the floor to allow the floor sensor and cold tails to sit flush with floor level. Measure room and according to your supplied 'Design Layout' chase the floor at the both cold tails (5mm), and sensor tube location (12mm).



Ultra-Thin Chase Option



*A TSP-WT02 WIFI thermostat controller, compatible smart phone and a Wi-Fi network are required for remote access and control of Warmtech underfloor heating systems. App reference: SWATT