



Dual Touch Thermostat








Models W3115DT
& W3115DT Black

Engineering Settings

warmup[®]
Est. 1994

Underfloor heating | Tiled shower solutions

Engineering Settings

1. Press  and hold for 3 seconds to enter the internal setting operation
2. Use the top and down arrow keys   to select the setting required.
3. Press  to confirm
4. Press  to leave the internal setting item.

| No | Setting Name | Parameter | Default | Options |
|-----|---------------------------------|---|---------|---------|
| 1. | Application settings | 0. Heating control with time program 1. Heating control without time program 2. Count down timer – NA | 0 | 1 |
| 2. | Towel Rail Control | 0. Towel rail disabled 1. Towel rail enabled | 0 | 1 |
| 3. | Control mode A/F/AF | 0. F (Floor sensor) 1. A (Air Sensor) 2. AF (Air Sensor with Floor Limiter) | 0 | 1 |
| 4. | Daylight Saving | 0: On 1: Off | 0 | 1 |
| 5. | Daylight Saving Month start | 1-12 | 9 | 1 |
| 6. | Daylight Saving Week start | 1-5 | 4 | 1 |
| 7. | Daylight Saving Month finish | 1-12 | 4 | 1 |
| 8. | Daylight Saving Week finish | 1-5 | 1 | 1 |
| 9. | Air temperature – high limit | 10-35°C | 30 | 1 |
| 10. | Air temperature – lower limit | 0-25°C | 5 | 1 |
| 11. | Floor temperature – high limit | 10-40°C | 40 | 1 |
| 12. | Floor temperature – lower limit | 5-25°C | 5 | 1 |
| 13. | Floor upper limit temperature | 10-40°C | 28 | 1 |
| 14. | Floor lower limit temperature | 5-25°C | 5 | 1 |
| 15. | Temperature format | 0: Deg C 1: Deg F | 0 | 1 |

| No | Setting Name | Parameter | Default | Options |
|-----|--|---|---------|---------|
| 16. | Clock format | 0: 12 hours 1: 24 hours | 0 | 1 |
| 17. | Air Sensor OFFSET | -5.0°C - +5.0°C | 0 | 0.1 |
| 18. | Floor Sensor Offset | -5.0°C - +5.0°C | 0 | 0.1 |
| 19. | Time Proportional heating cycles per hour (cph) | 0: disabled 1: 4 CPH 2: 6 CPH 3: 9 CPH 4: 12 CPH | 1 | 1 |
| 20. | CPH cycles | 0-100% | 70 | 1 |
| 21. | Keypad lock out | 0: No lockout 1: Menu key locked out 2: Menu & up/down keys locked out 3: 9 CPH 4: 12 CPH | 0 | 1 |
| 22. | Reset to default settings | 0: No 1: Reset | 0 | 1 |
| 23. | DEADBAND (A/F/AF mode heating logic parameter sharing) | 0-10 | 4 | 1 |
| 24. | Towel set time | 0- 180 mins | 60 | 1 |
| 25. | Power on state | 0: OFF 1: ON 2: Switch state before power off | 2 | 1 |